



MZXE

Extinguishing Control Panel

Features:

- Comprehensive facilities for gaseous extinguishing systems
- Monitored inputs for gas discharged, gas low, isolation valve closed/abnormal, gas trapped in manifold
- Control inputs for auto/manual, gas hold, gas abort
- 1 minute actuator cut off option
- Monitored actuator/solenoid release
- Extensive disablement options
- Common fire, fault, relay / monitored output facilities
- 1st, 2nd, 3rd stage and gas discharged relay / monitored output facilities
- Reset relay facilities
- Intrinsically safe barrier settings
- Metron or solenoid compatible
- Single or double knock operation
- Pre-discharge delay adjustable from 0 to 60 seconds
- Discharged indication with or without pressure switch
- Inhibit silence alarms until gas discharged
- Latching or non latching fault indication option
- Option for rapid buzzer pulse when gas imminent
- One man zone and sounder test
- Approval to BS EN 12094-1:2003 additional options
- Approval to BS EN 54-2 and 4
- Designed to BS 7273-1:2000
- Easily removable chassis

MZXE

The MZXE gaseous extinguishant control panel is powerful yet user-friendly and is designed and manufactured to a high standard. The panel features approval to BS EN 12094-1:2003, BS EN 54-2 and 4 and is designed to BS 7273 part 1.

The panel has extensive configuration options but is easy to install, programme and operate. The removable chassis enables the engineer to "first fix" an empty cabinet and then fit the chassis at the commissioning stage.

This is supported by comprehensive documentation on commissioning, operating, maintenance and fault finding. In addition there is a comprehensive range of compatible accessories available to meet most customer requirements.

MZXE Extinguishing Control Panel

Operation

Three fully-monitored detection zones are provided. Zones 1 and 2 normally provide first stage and second stage fire conditions to allow extinguishant discharge (coincidence detection zones). Zone 3 is an auxiliary zone for detection only purposes. Zone 4 is used as a manual release zone.

Facilities

Three fully-monitored alarm circuits are provided, each rated at 0.5A with various configuration options via the engineers DIL switch settings. Two circuits are designed to provide audible warning of any fire condition and one circuit to provide an individually distinct audible warnings of the pre-discharge, discharged and emergency hold condition.

Two fully-monitored actuator/solenoid circuits, each rated at 1A, operate simultaneously upon "extinguishant release".

An RS485 multi-drop circuit link supports up to 7 Status Controller/Indicators of any type mixed on the communication path. Additional terminals and configuration options allows the engineer to configure the manual release, abort and hold switches to either data comms or hard wired inputs as required.



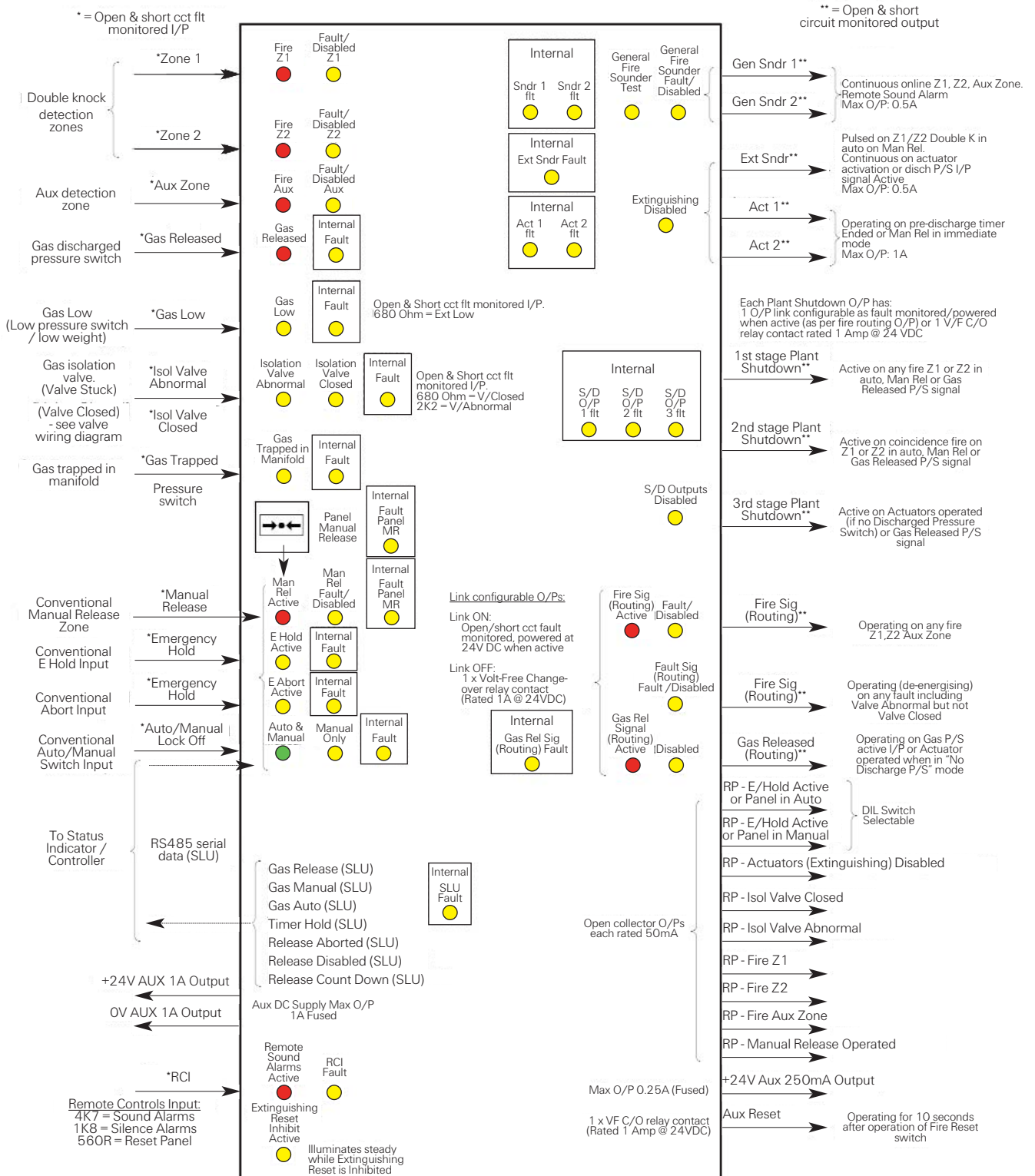
Normally-open inputs provide for remote evacuate, silence alarms, system reset, lock-off input, low pressure and gas discharged pressure switch input.

Outputs are provided for first stage signalling, second stage signalling, system discharged, common fire and common fault . These outputs may be configured as either Volt-Free C/O contacts or monitored 24V (50mA) outputs. A system reset Volt-Free relay is also provided.

Configuration

The use of DIL switches on the internal motherboard enables the engineer to easily configure the extensive options available and view the panel's configuration upon any return visit.

MZXE Extinguishing Control Panel



MZXE Extinguishing Control Panel

Status Indicators

Fully Specified Status / Control Indicator (SLU 3)

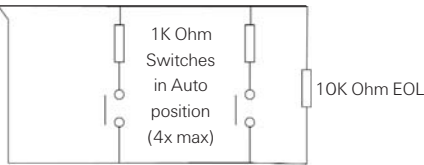
- Release Aborted (Yellow)
- Release Held (Yellow)
- Discharged (Red)
- Automatic & Manual (Green)
- Manual Only (Yellow)
- Release Disabled (Yellow)
- SLU Fault (Yellow)

- Press to Abort Release (White)
- Press & hold to Hold Release (White)
- Manual Release (Yellow)
- Test Lamps
- ⊗ Automatic & Manual
- ⊗ Manual Only
- 8.8 Secinds until Discharge

RS485 data and 28/0V
DC to next SLU

Auto/manual selection I/P
from door lock
(Alternative)

Open/short circuit fault monitored
10K = Auto
250 Ohm to 1K = Manual
O/C or S/C = Manual + Fault



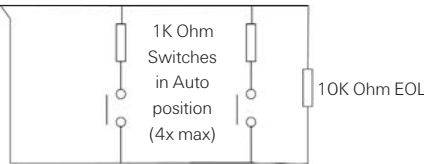
Basic Status / Control Indicator (SLU 2)

- Discharged (Red)
- Automatic & Manual (Green)
- Manual Only (Yellow)
- Release Disabled (Yellow)
- SLU Fault (Yellow)
- Manual Release (Yellow)
- Test Lamps
- ⊗ Automatic & Manual
- ⊗ Manual Only

RS485 data and 28/0V
DC to next SLU

Auto/manual selection I/P
from door lock
(Alternative)

Open/short circuit fault monitored
10K = Auto
250 Ohm to 1K = Manual
O/C or S/C = Manual + Fault



Status Lamp Unit (SLU 1)

- Discharged (Red)
- Automatic & Manual (Green)
- Manual Only (Yellow)
- Test Lamps
- Release Aborted (Yellow)
- Release Held (Yellow)
- Release Disabled (Yellow)
- SLU Fault (Yellow)

RS485 data and 28/0V
DC to next SLU

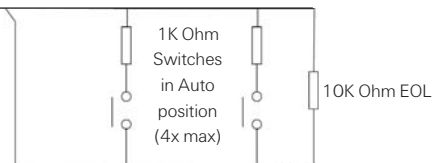
Weatherproof Basic Status / Control Indicator (SLU 4)

- Discharged (Red)
- Automatic & Manual (Green)
- Manual Only (Yellow)
- ⊗ Automatic & Manual
- ⊗ Manual Only
- Release Aborted (Yellow)
- Release Held (Yellow)
- Release Disabled (Yellow)
- SLU Fault (Yellow)
- Test Lamps

RS485 data and 28/0V
DC to next SLU

Auto/manual selection I/P from door lock (Alternative)

Open/short circuit fault monitored
10K = Auto
250 Ohm to 1K = Manual
O/C or S/C = Manual + Fault



MZXE Extinguishing Control Panel

MZXE Extinguishing Control Panel

DATA SHEET

For further information on how we can help you, contact your local ADT office:

Austria - ADT Austria

Tel: 662 45 24 60 11
Website: www.adteurope.com

Belgium - ADT Security Services SA,

Tel: 02 481 08 00
Website: www.adt-belgium.be

Czech Republik - ADT Security Center s.r.o.

Tel: 267 267 267
Website: www.adt-sc.cz

Germany - ADT Deutschland GmbH

Tel: 0800 7070 238
Website: www.adt-deutschland.de

Ireland - ADT Fire and Security plc

Tel: 1620 5888
Website: www.adt.ie

Italy - ADT Italy

Tel: 02 81806 1
Website: www.adtitaly.com

The Netherlands - ADT Security Services B.V.

Tel: 010 258 4848
Website: www.adt-security.nl

Poland - ADT Poland Sp. Z o.o.

Tel: 0 801 801 238
Website: www.adt.pl

Portugal - ADT Portugal

Tel: 217 510 560
Website: www.adt-pt.com

Russia - ADT Russia

Tel: +7 (495) 661 2094
Website: www.adtrussia.com

Spain - ADT Servicios de Seguridad SL

Tel: 902 444 440
Website: www.adt-es.com

Switzerland - ADT Switzerland

Tel: 0848 40 08 01
Website: www.adt-ch.com

United Kingdom - ADT Fire & Security plc

Tel: 0800 010 999
Website: www.adt.co.uk

