



General

To meet the demands of arduous environments, such as chemical plants and off-shore oil and gas platforms, the S131 detector has been specially packaged in a rough, GRP anti-static housing with abrasion resistant sapphire windows and a rating of IP67 to give protection against water ingress under sustained, high wind driven conditions.

Operation in the Infra-Red spectrum around 4.4 microns, ensures that the detector will not be blinded by thick smoke and will be tolerant to dirty environments.

Two 20mm cable entries and two 4 way terminal blocks are provided, which eliminates the need for a local junction box, reducing installation costs.

The S131 Infra-Red Flame Detector uses the same optical and electronic module as the S111 and S121 detectors, which have been installed worldwide with universal success. It therefore has identical performance characteristics making it completely blind to solar radiation whether direct, reflected or modulated.

S131 Solar Blind Flame Detector

Infra-Red Flame Detection

Features

- Completely solar blind for use outdoors.
- Tough G.R.P anti static housing to IP67.
- Rugged stainless steel 316 mounting bracket.
- High sensitivity to hydrocarbon fires in dirty environments
- Not effected by smoke, dust or grime.
- Single sensor and unique optical filtering system.
- Two 20mm cable entries for internal connections.
- High immunity to external interference from RFI/EMI fields.
- The use of micropower electronics allows the detectors to operate in conventional 2 wire detection circuits.
- Built in response indicator.
- ATEX Certified EEX ia IIC T5
- 4 spare terminals for connecting spare cores.

Benefits

- No false alarms from welding, sunlight or high intensity lights
- Low maintenance costs
- Quick response to hydrocarbon fires
- Long range performance.

Applications

- Oil and Gas Platforms.
- Oil refineries.
- Fuel Storage and Transfer Bays.
- Military and Commercial Aircraft Hangars.
- Chemical Works and Storage.
- Nuclear and Coal Fired Power Stations
- Gas Turbine Enclosures.
- Printing Presses and Paper Works.

S131 Solar Blind Flame Detector

Bracket

The bracket is manufactured from stainless steel 316 and provides a degree of horizontal and vertical adjustment which allows the detector to be positioned to give an accurate cone of vision of the specific risk area.

Axial rotation 50°

Azimuth elevation 70°

A location template is provided to ensure correct installation of mounting bolts and the mounting surface must be flat and free from vibration.

Once adjusted, it is locked in position using two locking bolts ensuring a high degree of positional stability.

The S131 mounting bracket is supplied as a separate component as detectors are sometimes installed directly onto bulkheads.

Use in Hazardous Areas

The S131 detector meets the requirements of EN 50-020 Part 7 and is ATEX Certified EEX ia IIC T5. As part of an intrinsically safe circuit, it is suitable for Zones 0, 1 and 2, where Group IIC gases or lesser hazards can be CONTINUOUSLY present in explosive concentrations.

Performance

The detector is designed to respond in a minimum time of three seconds, this being the signal processing time constant of the circuitry. Varying sizes of fire will be detected at given distances in the same time and the graph shows the typical ranges for the detection of the flames, above given areas of various liquid fuels.

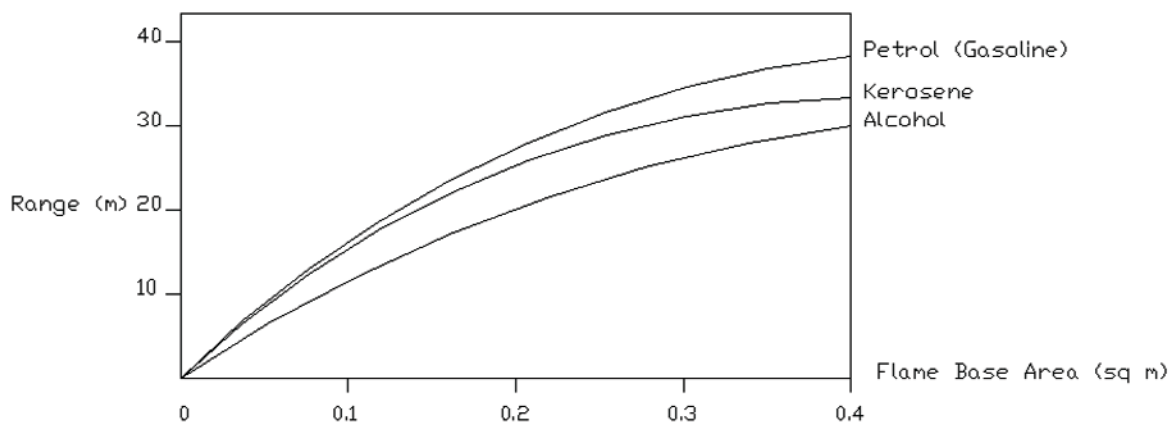


Figure 1: Typical Ranges for Detection of Flames for Various Liquid Fuels

Note: These results are based upon the test fires reaching equilibrium rates of combustion in a still atmosphere.

S131 Solar Blind Flame Detector

Typical Response

The S131 detector, by virtue of its construction and rejection of spurious radiation, is suitable for use with both indoors and outdoors in a wide range of applications. It will detect a 0.1m^2 petrol fire at 20m on the centre line, within approximately 10 seconds. A 0.4m^2 fire is detected at 40m. Installation arrangements will be specific to the environment and risk situation.

Directional Sensitivity and Range

The polar diagram shows that the maximum detector sensitivity lies on the detector central axes. The variation of relative ranges with angle of incidence up to the maximum is shown.

The range of the detector will vary with the type of fuel as indicated earlier.

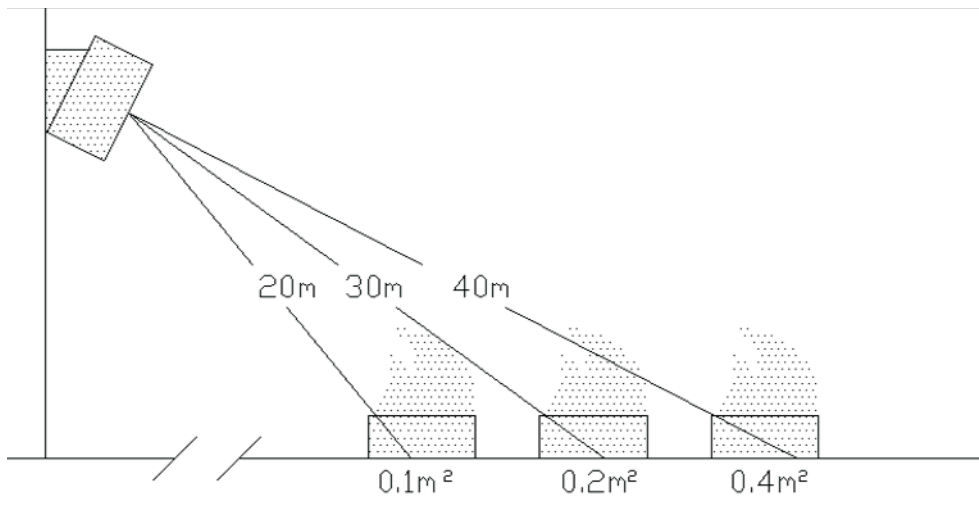


Figure 2: Centre line range against petrol flames

Base Area of Flame

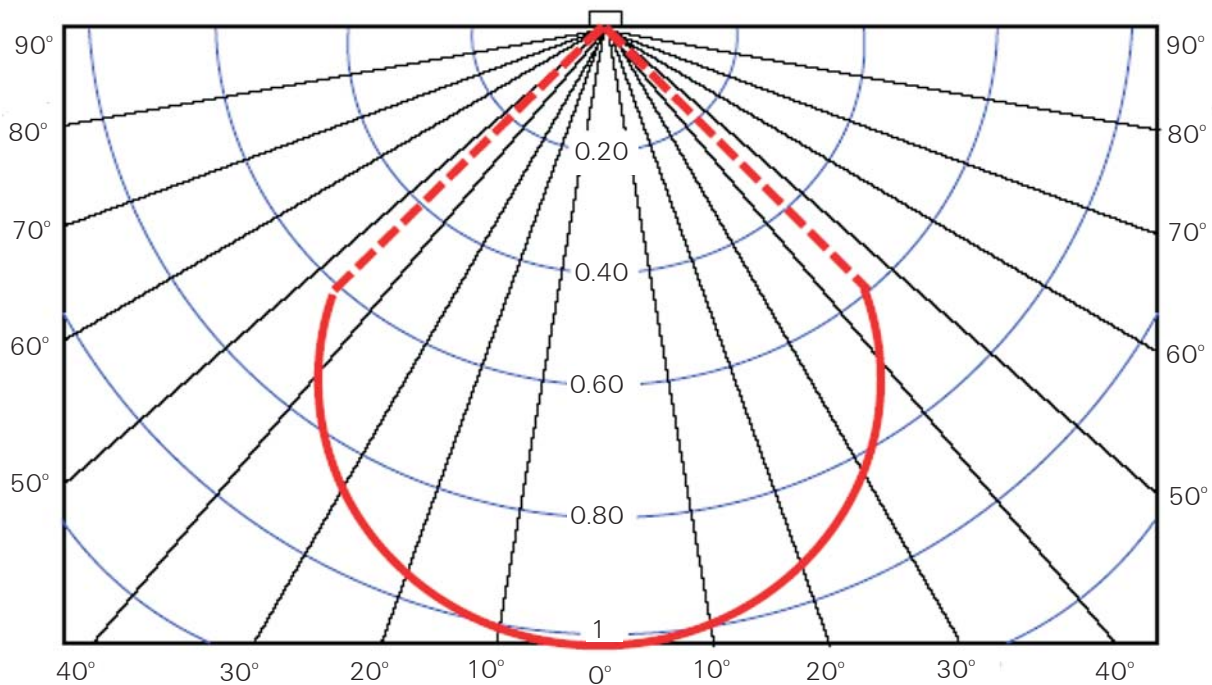


Figure 5: Relative Range vs Angle of Incidence

SPECIFICATIONS

Mechanical

Material	G.R.P Anti Static Black
Dimensions mm:	160W x 160L x 90D
Weight (including Bracket)	2.85Kg
Gland Entry:	2 x 20mm
Metal Parts (External & Internal)	Bright Stainless Steel 316 to BS 1449 pt2

Electrical

Supply Voltage:	15.5 to 25.5Vdc
Quiescent Current:	100uA max at 20V dc
Alarm Current:	60mA max
Connections:	Two 4 way 2.5mm heavy duty terminal blocks

Environmental

Operating Temp Range:	-30°C (-40°C with reduced range) to +70°C
Storage Temperature:	-40°C to + 80°C
Relative Humidity:	95% (100% Intermittent)
Enclosure to:	IP67
Hazardous Area:	Classification ATEX EEX ia IIC T5. suitable for use in zones 0, 1 and 2 where group IIC gases or lesser hazards are continuously present in explosive concentrations
Certificate:	UK approved by BASEEFA Certificate No 03ATEX0360/1

Performance

Range:	0.1m ² petrol at 20m 0.4m ² petrol at 40m etc
Field of view	90° min inclusive
Response Time	3 secs min, 5-10 secs typical

Mounting Bracket

Weight:	1.1Kg
Construction:	Bright stainless steel 316 to BS1449 pt2
Axial Rotation:	50°
Elevation:	70°
Fixing Details	M8 bolts (location template provided)

For further information on how we can help you please visit our website at www.tycofis.com or e-mail us on tycofis@tycoint.com. The right is reserved to modify or withdraw any product or service without notice. PSF058TFIS Issue 1 November 2005 © 2005

tyco

*Fire & Integrated
Solutions*

a vital part of your world